

REGULATIONS

ARLBERG CLASSIC CAR RALLY 2021

Contents

1.	ORGANISER DESCRIPTION OF EVENT	2
1.1.	Participants' contact	2
2.	PERMITTED VEHICLES	2
2.1.	Vehicle license plates - vehicle registration	3
3.	ENTRY	3
4.	DISCLAIMER OF LIABILITY	3
5.	MEDIA COVERAGE	4
6.	PROGRAM OF OLDTIMER RALLY	4
6.1.	Review of documents and vehicles	4
6.2.	Participants' briefing	4
6.3.	Prestart	4
6.4.	Change of vehicles and teams	5
6.5.	Roadbook	5
6.6.	Chronometer	5
6.7.	Boarding pass	6
6.8.	Starting times	6
6.9.	Checkpoints (DK)	7
6.10.	Time Controls (ZK)	7
6.11.	Special Stages (WP)	8
6.11.1.	Target Times	8
6.11.2.	Location of Special Stages	8
6.11.3.	Short special stage	8
6.11.4.	Flag special stage	9
6.11.5.	Secret special stage	9
6.11.6.	Multiple special stage	9
6.11.7.	Long special stage	10
6.11.8.	Roll special stage	10
6.11.9.	Parallel special stage	11
7.	SCORE	12
7.1.	Catalogue of points	12
7.2.	Special stage coefficient for pre-war cars (up to year 1950)	13
7.3.	Obstructions within special stage	13
7.3.1.	Opposition and complaints	14
7.4.	Void results in special stages	14
7.5.	Ex aequo	14
7.6.	Special scoring	14
7.6.1.	Best original team clothing of driver teams	14
7.6.2.	Photo stop during special stage	14
7.6.3.	Monitoring of average speed	14
7.6.4.	Start delay	14
8.	DISPLAY OF RESULTS	15
9.	AWARDS CEREMONY	15
10.	APPENDIX RALLY SYMBOLS: "SIGN LANGUAGE"	15

Regulations for participating in ARLBERG CLASSIC CAR RALLY 2021

1. ORGANISER/DESCRIPTION OF EVENT

Organiser: Lech Züers Tourismus GmbH, A-6764 Lech am Arlberg.

OK-President	Director of tourism Hermann Fercher
Project Manager LZTG	Marcel Drexel
Head of Rally	Armin Schwarz
Chairman time measurement	Leo Wilhelm
Roadbook	Armin Schwarz Heinz Schneider
Security of route	Andreas Schretter
Participants' contact	Gery Hofer
Rally Office	Doris Mittwoch

The ARLBERG CLASSIC CAR RALLY is a **continuity and reliability** rally for historic vehicles. The provisions of the **Austrian and German Road Traffic Regulations** apply to the entire route. Please note the compliance with speed limit, carrying of warning triangle and warning vest, and the recommendation to switch on headlights also during the day.

An up-to-date timetable will be communicated with the entry confirmation. Official information of the organisation team and modifications of individual issues of these regulations will be published as **bulletin** in the organisation office in Lech during the event.

1.1. Participants' contact

The basic task of the participants' contact consists in communicating information or clarifications to the team that stand in context with the regulations and organisation of the event.

The exact locations and time schedule of the event are published during the entire event upon registration and on the information board.

2. PERMITTED VEHICLES

Subject to participation are teams with classic automobiles up to year of construction 1975, with a valid road admission. Due to the limited number of starting licenses, participation is subject to invitation by the organiser LZT. The field of starters is divided into classes. The starter field is limited to 120 cars.

Class 1	up to 1949
Class 2	1950 - 1960
Class 3	1961 - 1969
Class 4	1970 - 1975

2.2. Vehicle registration - Vehicle license plates

All vehicles that comply with the Austrian, Swiss and German road regulations are permitted to the rally. This also includes black seasonal license plates and oldtimer registrations as H-licenses or red 07 numbers. For all other license plates, the organiser is not liable and does not guarantee the right to participate in case of objections by the police. Foreign license plates are also permitted provided that the vehicles comply with the road regulations of the respective countries where they are registered.

3. ENTRY

For application to the ARLBERG CLASSIC CAR RALLY 2021 the official entry form needs to be sent to the organiser by April 30th, 2021. The **regulations are acknowledged** by confirmation of participation. The entry fee amounts to € 2.200 (including VAT) per team (2 persons) and is invoiced together with the confirmation of participation. The **entry fee** includes rally documents, meals during the rally and two evening events. The entry fee is to be paid within 2 weeks after invoice date.

Possible **cancellation of entry** needs to be made in writing. In this case, the organiser reserves the right to refund a partial amount of the entry fee:

45 days or less prior to start of event	75 % of entry fee
30 days or less prior to start of event	50 % of entry fee
14 days or less prior to start of event	no refund.

TEAM SCORE: Teams may be entered upon registration. For the team classification, a team may consist of a minimum of three or a maximum of five individual driver teams. The **three best teams** are classified **in the total ranking**.

4. DISCLAIMER OF LIABILITY

The organiser of the event points out that he is not liable for any personal injury or damage to property occurring during the event. Driver and co-driver have the sole responsibility for all civil and criminal proceedings resulting from their participation. By filing their entry forms driver and co-driver waive all claims of any kind for damage occurring in connection with the event, with the exception of personal damage based on a deliberate or grossly negligent breach of duty. The disclaimer of liability also refers to possible damage caused by mounting the starting numbers or rally plates.

In case of cancellation of the event due to force majeure or for safety reasons there is no entitlement to refund of the entry fee or other damages.

The organizer has the rights to cancel the event in case of Covid-19 or to change the format specially to lower entry numbers, the event hosting place, the route and/ or the entire program.

5. MEDIA COVERAGE

The participating teams herewith approve that the organiser of the event may publish all occurrences related to the event in the media without deriving any claims against the organiser or the publishing media.

6. PROGRAM OF THE OLDTIMER RALLY

6.1. Review of documents and vehicles

Each team participating in the rally needs to report to the registration office within the scope of time defined by the organiser, and submit the following **documents**: valid driver's license of driver, vehicle documents in line with national regulations of country of origin for the registered car, and an insurance certificate.

Each team receives two starting numbers and two rally plates for identification of the vehicle. These are to be fixed prior to the technical inspection. If applicable, you can register for the team score. Starting numbers must be fixed on the left and right doors in well visible positions.

The technical inspection includes checking of brand/model of registered vehicle, accordance with road traffic regulations (light, tires etc.) and timer equipment according to 6.4. Clearance is marked by means of a badge. Modifications violating these regulations and made after the technical inspection will result in disqualification.

6.2. Participants' briefing

Prior to the start of the event, an **obligatory participants' briefing** will be held. This serves to communicate current information from the organiser to the participants. Participation in this briefing is mandatory for at least one member of each team.

6.3. Prestart

The participating vehicles will be positioned in their starting order in a **prestart area** at Rüfiplatz directly prior to the podium start in order **to reduce impact on public traffic** in the center of the town Lech during the starting procedure. A **checkpoint (CP)** is set up when exiting the **prestart area**. This checkpoint is part of the rally and must be passed.

6.4. Change of vehicles and team

Starting numbers are distributed according to the year of construction of the vehicle. In case a participant changes his/her nominated vehicle, the starting number will be maintained no matter which year of construction the other vehicle is. However, the organiser **reserves the right** to rearrange the participant to the **end of the line** or to refuse his entry. In case the **car is changed** during the event, the team will be included into the **daily evaluation** only but not into the total or class evaluation.

Change of driver or co-driver is possible. It is subject to written notification to the rally office. Otherwise, the first mentioned team is listed in all result lists.

6.5. Road Book

The road book handed out in the event office includes all details on the course as well as driving times and special stages. The route is displayed in the road book by means of Chinese characters and sketches of maps. Please note that loss of the handed out road book will result in penalty points (see catalogue of points). In addition, there is an extra charge of € 50 for a replacement road book.

6.6. Chronometer devices

For the ARLBERG CLASSIC Car Rally you do not require any special equipment. Two watches are sufficient. **Mechanical watches only with analogue display** are allowed (**no batteries**). Watches with digital display, any kind of radio controlled watches, mobile phones, smartphones, palm or calculators etc. are **not allowed**. The organiser reserves the right to perform inspections during the rally. **Any violation will be punished with immediate disqualification.**

Recommendation: if in doubt, please have your time measurement equipment checked prior to the rally by exactly indicating (brand, model) or during registration at the organiser's office.

Watches: only mechanical watches with analogue display are allowed (**no batteries**). Watches with digital display and any kind of radio controlled watches are **prohibited** (max. accurate to the second).

Odometer/Tripmaster:

Mechanical and electric-mechanical/electronic odometers/Tripmasters are allowed, however, **WITHOUT** electronic (stop) function. Average speed functions, if available, must be turned off. Devices will be checked at technical inspection, and if applicable, participants will not be allowed to start.

6.7. Boarding pass

Besides the road book, each team receives a boarding pass. The driving times between time checkpoints (ZK) are entered into the boarding pass as well as the stamps for passing a checkpoint (DK). The boarding pass must be presented personally at the checkpoints. The boarding pass is handed out to the participants when your documents are reviewed. Loss of the boarding pass will result in penalty points (see catalogue of points). The boarding pass is to be returned at the checkpoint clearly described in the roadbook.

6.8. Starting Times

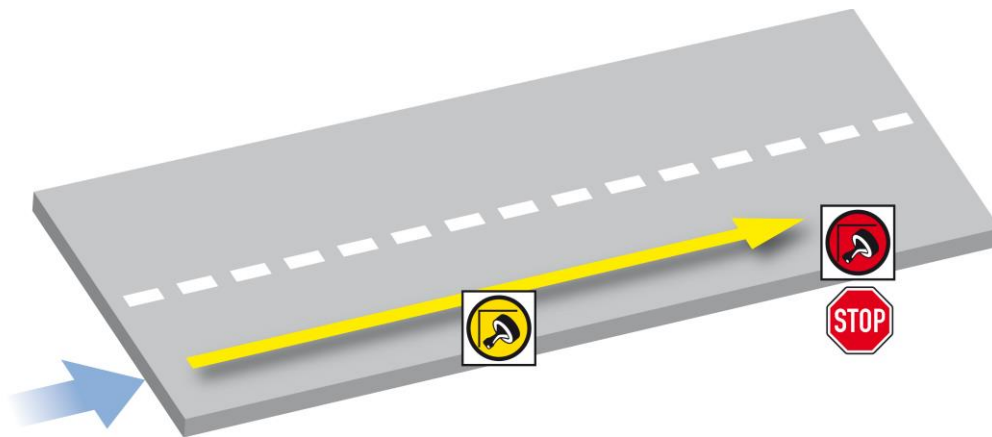
The starting times will be displayed in the event office and at the start. The organiser's time is applicable. It is displayed at the start time checkpoint. On Friday and Saturday, the cars are starting at **60 second intervals**, on Thursday at the prologue at **30 second intervals**. The **starting times at the start** are mandatory. Any **deviation** - too early or too late - will be punished (see catalogue of points).

6.9. Check points (DK)

Passing a check point (DK) is confirmed with a stamp, **an entry of time is not made**.

The team is responsible for providing the boarding pass in order to receive the stamp at a check point (DK). The staff will stamp your boarding pass when submitted by you as you pass the checkpoint. Failure to pass a checkpoint results in penalty points. The organiser reserves the right to include secret checkpoints. Passing such secret checkpoints is confirmed with a stamp into the boarding pass. Driving through the checkpoint in incorrect direction or failure to pass through a checkpoint results in penalty points (see catalogue of points).

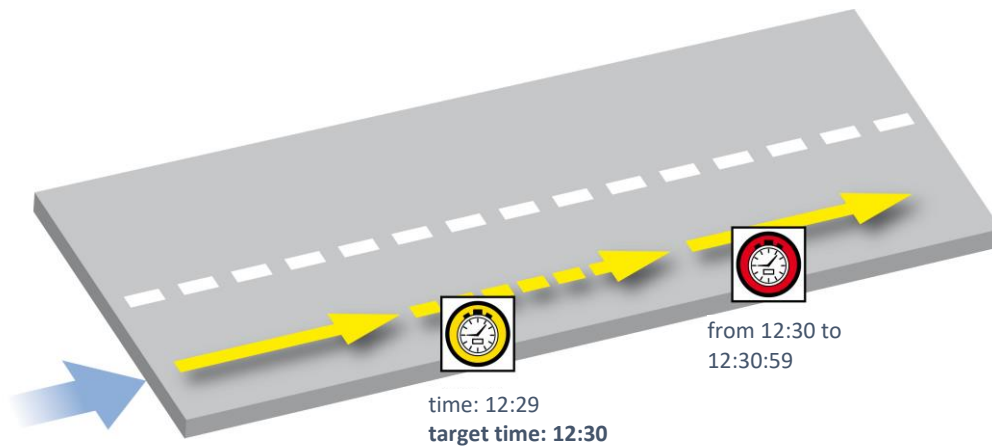
Example:



6.10. Time check (ZK)

The driving times for the individual sections of the route can be taken from the boarding pass. Arriving at a time check ZK too early or too late will result in **penalty points per minute**. Early arrivals are only allowed if accordingly indicated in roadbook or boarding pass. Time for lunch break is included in the respective section.

Example:



Example:

Target time at time check:	12:30
Passing the yellow check sign:	from 12:29:00 on
Handing over the boarding pass for entering the time:	12:30:00 to 12:30:59

i.e. entering the check zone (yellow sign) may be one minute prior to the required target time. After handing over the boarding pass to the checkpoint staff the time is entered at the red sign.

Any deviation between actual time of arrival and target time of arrival will be punished as follows:

- a) delay: see catalogue of points
- b) early arrival: see catalogue of points

6.11. Special stages (WP)

A detailed explanation of the special stages and their objective can be found in the road book. See also 10. Appendix „Rally Characters“ and orientation sketches in the road book.

6.11.1. Target times

The special stages are performed according to target times indicated in the road book. Attention: For some special stages (WP) the organiser reserves the right to **publish the time valid for such stages right at the start** by the timekeeper.

Time is measured by means of light barriers or pressure hoses running across the road. **Each special stage (WP) is assessed by 1/100 sec.**

The special stages (WP) **open** 15 minutes prior to the target arrival time of the first participant's vehicle, and **close** 15 minutes after the target arrival time of the vehicle that started last.

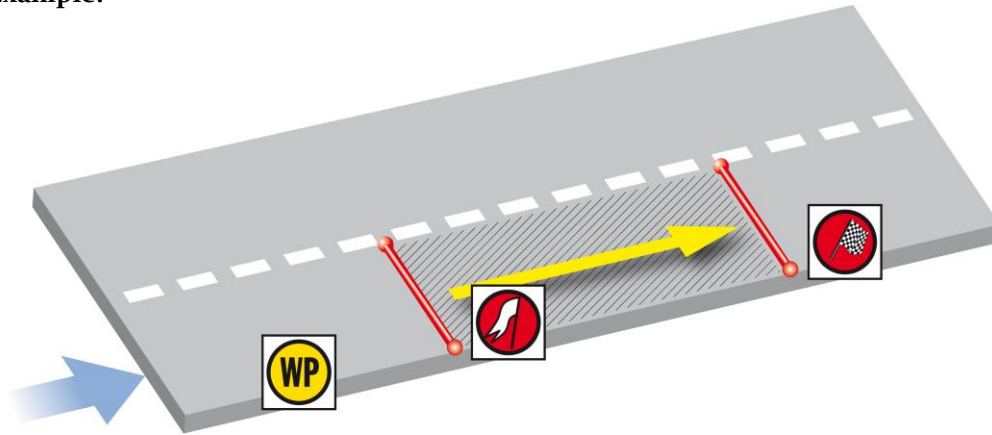
6.11.2. Location of special stages

Special stages are indicated by a **yellow sign** saying "WP". Here you need to stop and wait for clearance to start by the authorized staff. The end of a special stage (WP) is marked by a **red finish flag symbol**.

6.11.3. Short special stage-short WP

In short special stages (WP) **stopping** between the **yellow WP sign** and the **red finish flag symbol** is **not allowed** and is punished with penalty points.

Example:



6.11.4. Flag special stage-flag WP

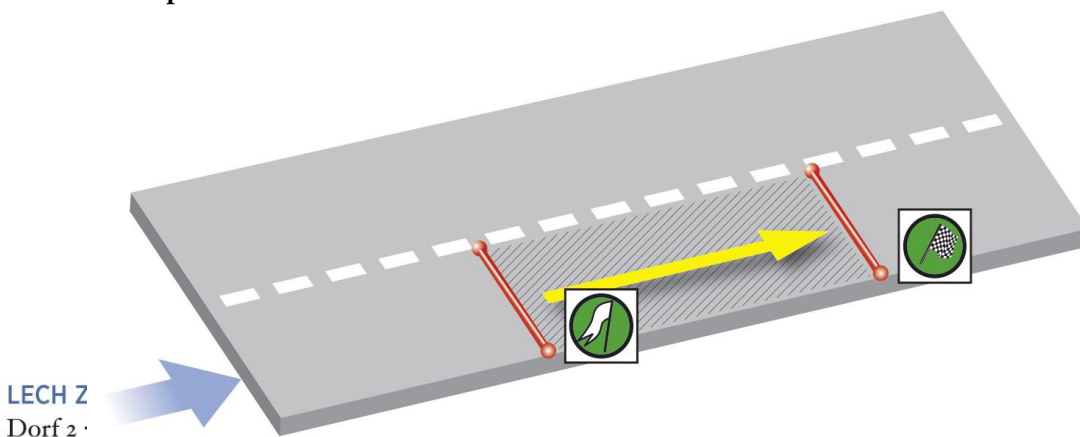
The **flag WP** is a particular form of a "short WP". In this special stage type (**distance always 50 metres**), the flag is lifted, and the **starting signal is given by lowering the flag**. This is when time measurement starts. When passing the finish line, **time is stopped manually** (there are **no** light barriers or pressure hoses).

Attention: For this time measurement according to the old-fashioned way, participants are not allowed to use **stop watches** (or other devices for time measurement)! In return, we reduce "penalty points". **Per 1/10 sec. deviation from target time = 5, max. 250 penalty points.**

6.11.5. Secret special stages - secret WP

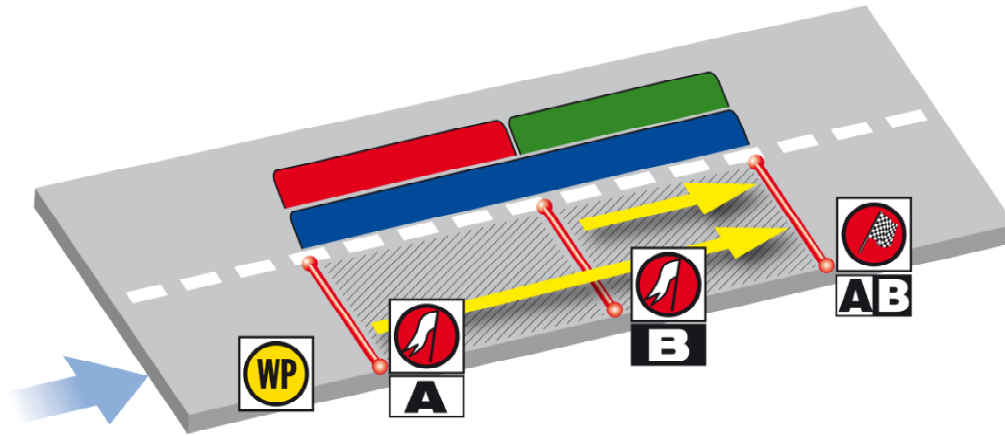
One or several **secret special stage/s** may take place during a rally day (which could be prior, during or subsequent to a known special stage). It is always **75 m long** and is to be completed with a **target time of 10 sec.** Start and finish lines are marked by means of **green signs**. Stopping is not allowed before or during a secret special stage.

Example:



6.11.6. Multiple special stage

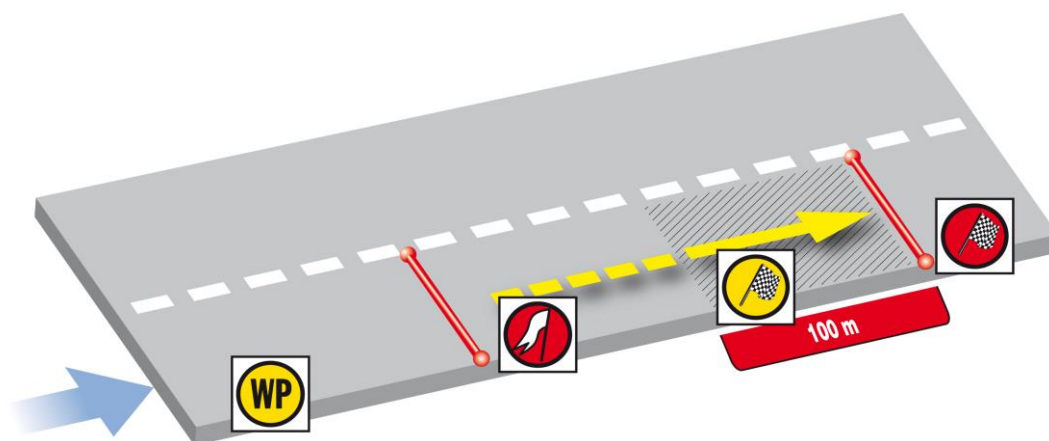
They might be located in subsequent order or within each other. The times completed in the individual sections are indicated separately in the list of results, however, they are displayed as **sum of points** of the multiple special stages. **Example:** Double special stage x 2 start, x 1 finish.



6.11.7. Long special stage - long WP

The finish of a long special stage (more than 1000 metres) is indicated with a **yellow** finish flag symbol. Prior to this yellow sign you may wait "pre-time". (**Exception: Stopping for waiting is not allowed during the entire section of the special stage WP Lech Canyon**) Attention: please provide sufficient room for passing vehicles that may want to drive into the finish area before you. **Stopping between the yellow and red finish flag symbol is not allowed.**

Example:



6.11.8 Roll Special Stage

The roll special stage is an examination that demands the driver to move the car on a slope without using the engine.

Stop your car at the yellow sign and turn off the engine.

As soon as the staff gives you a sign, you may start rolling with your car without using your engine.

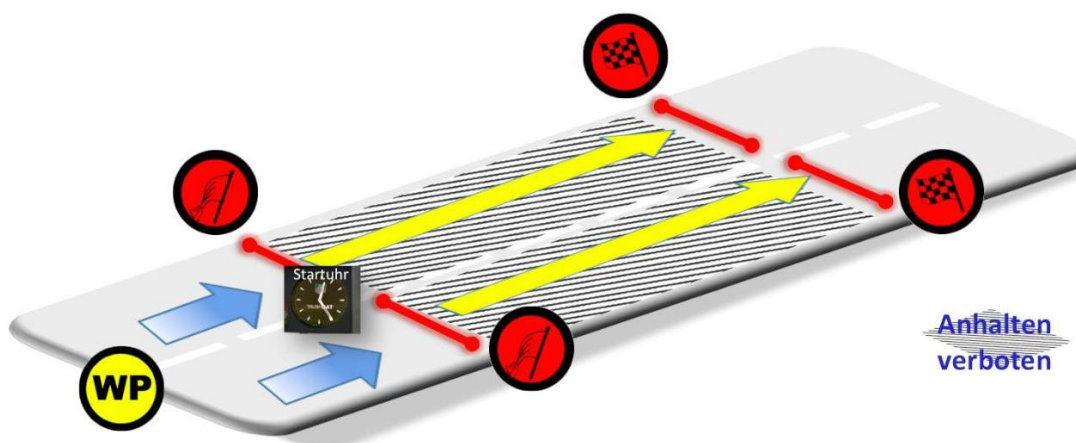
Starting your engine is prohibited between the yellow special stage sign (WP) and the red finish signs. Non-compliance will be punished with penalty points (see catalogue of points).

Participants with cars requiring hydraulic support e.g. for activating the brakes and/or steering, are allowed, after communicating with the rally staff, to keep their engine running and roll their car downhill in neutral. Changing gears and accelerating the car with engine assistance between the yellow special stage sign (WP) and the red finish signs is prohibited and will be punished with penalty points (see catalogue of points).

6.11.9 Parallel special stage

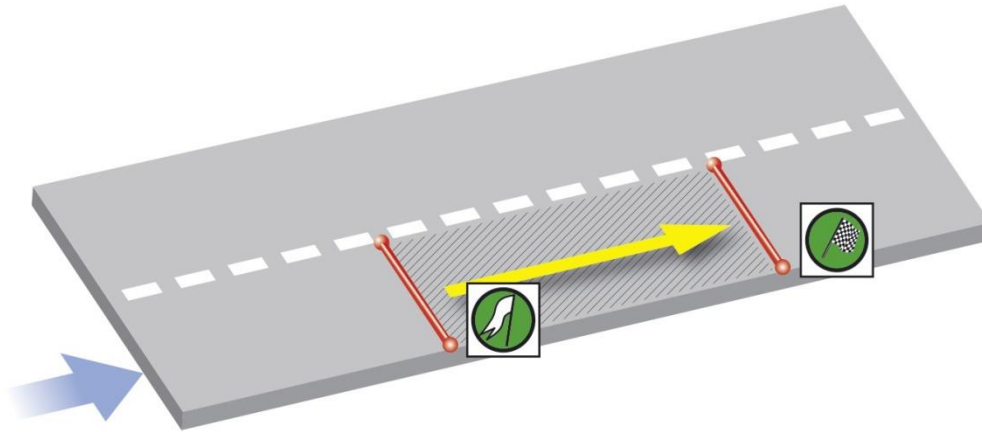
The parallel special stage is an examination that demands two cars to start simultaneously and parallel next to each other. At the yellow special stage sign you will stop your car and will wait for the next full minute. After a sign given by the staff both cars will start and will cross the finish line at the full minute (:00).

There may be several time measurements in a parallel special stage (light and/or tube). More detailed information regarding the times in the section and the distances for each individual track can be found in the roadbook.



6.11.10 Secret special stage with flag start

The **secret special stage with flag start** is a particular type of a secret special stage. There may be one or more **secret special stage/s with flag start** in every section. They may be integrated prior or after known special stages. It is, as described in the regulations (par. 6.11.5) always 75 metres long and is to be completed with a set time of 10 seconds. The start is **not** marked, as usual, with a green sign on the side of the road. Somewhere along the route or within a regular special stage WP there will be rally staff suddenly showing a green flag. Within the section to be driven, there may be official staff initiating a secret special stage by suddenly showing a green flag. Time measurement will be started as soon as you pass the rally staff holding the green flag by releasing a light barrier and/or a pressure hose. The finish of a secret special stage will be indicated with a “green finish flag symbol”. Once the rally staff shows a green flag, stopping is not allowed and will be punished with **200 penalty points** (see see catalogue of points).



6.11.11 „Lech Mans Sprint“ special stage

This special stage will be performed as follows: The participant's car will stop between the yellow special stage sign and the red START sign. One team member will get out of the car and will make eye contact with the time control staff. Subsequent to a signal given by the staff, the team member will run/sprint the special stage distance (between the red START sign and the red FINISH sign) and will take his/her own time required for running this distance. The team member will return to the car and will get back into the car. Immediately after a signal given by the staff, the car will drive the special stage. The time allowance for this special stage is the time run/sprinted and stopped by the team member.

7. SCORE

7.1. Catalogue of points

For the rally the system of points is applied, the less points - the better.

<input type="checkbox"/>	Delay at start per minute	100 points
<input type="checkbox"/>	Arriving at a time checkpoint too early per minute	100 points
<input type="checkbox"/>	Arriving at a time checkpoint too to late per minute	50 points
<input type="checkbox"/>	Failure to get to a time check (ZK) or delay of more than 10 minutes	500 points
<input type="checkbox"/>	Failure to get to a checkpoint (DK)	50 points
<input type="checkbox"/>	Failure to participate or failure to fulfill a special stage (or partial special stage)	500 points
<input type="checkbox"/>	Deviation from target time/s in special stages per 1/100 sec. (max. 500 points per target time)	1 point
<input type="checkbox"/>	„Flag special stage“ per 1/10 sec. deviation from target time (max. 250 points). See par. 6.9.4.	5 points
<input type="checkbox"/>	Stopping between yellow special stage sign and finish line in short special stages and slaloms	100 points*
<input type="checkbox"/>	Stopping within check area prior to finish line in long special stages	100 points*
<input type="checkbox"/>	Roll special stage, starting the engine between the yellow and red “WP sign”	100 points*
<input type="checkbox"/>	Parallel special stage, per 1/10 sec. deviation from target time, (max. 250 points)	5 points*
<input type="checkbox"/>	Knocking over, pushing or skipping a pylon in a special stage, each knock	20 points*
<input type="checkbox"/>	Missing boarding pass	500 points
<input type="checkbox"/>	Loss of road book (In addition, there is an extra charge of € 50 for the replacement road book)	500 points
<input type="checkbox"/>	Inadmissible driving the route of escort vehicle	1000 points
<input type="checkbox"/>	Inadmissible driving the route prior to the rally	Disqualification, no admission to start
<input type="checkbox"/>	Violation of par. 6.6 (time measurement means)	Immediate disqualification
<input type="checkbox"/>	Exceeding average speed: per 1 km/h too fast = 50 points, 2km/h = 100 points etc (10% tolerance)	10% tolerance
<input type="checkbox"/>	Delay more than 10 seconds after signal for start	200 points

*In addition to time points

7.2. Special stage coefficient for pre-war vehicles (up to year of construction 1950)

In order to improve equality of opportunity, teams with a pre-war vehicle are given a **coefficient of 0,90**. The coefficient is multiplied with the number of penalty points obtained in the special stages. The following penalty points, however, are **not considered** for the coefficient multiplication: maximum penalty points per target time, the penalty points for failure to get or to fulfill a special stage, the penalty points for stopping in the control area or for knocking over etc. a pylon.

7.3. Obstructions during special stages

In the event of a proven obstruction of a team by other participants or in case of an unforeseeable event during a special stage, an “average value” may be credited for this special stage. This average deviation is calculated from the deviations the affected team had in the special stages of that particular day. The obstruction must be submitted in writing with a detailed explanation to the rally office or the participant contact (see Roadbook for form).

7.3.1. Opposition and complaints

An opposition, complaint or request for checking a result regarding an obstruction during a special stage may be made in written form with the participants’ contact person on Thursday or Friday up to **60 minutes** after arrival of the last participant’s car. On the third rally day (Saturday) an opposition may be filed only **15 minutes** after preliminary display of the final results. All issues must be explained in detail with an explicit explanation and in written form and filed with the participants’ contact person (form see Roadbook). The participants’ contact person will be present every rally day at the finish of each section.

Oppositions to results of the first and second rally day may be filed with the rally organiser and/or the participants’ contact person in written form until to the start of the participant on the following rally day.

Oppositions to the third rally day results – and thus also to the total result – can be filed **within 15 minutes** after posting (time on the respective result list is relevant). After lapse of the opposition term, the results are regarded to be final.

7.4 Deleted points in special stage

In order to determine the total result the highest number of points reached in one special stage (or partial stage) is deleted. However, a 500 point penalty due to failure to fulfill or arrive at a special stage is not eliminated.

7.5. Ex aequo

In case there is an equal number of points in the total score and the special stages, the decision will be in favour of the team with the vehicle of earlier year of construction.

7.6. Special scores

7.6.1. Best original team clothing of driver team

The organiser announces a special competition for the “best original team clothing”. The team (driver and co-driver) wearing the best original outfit of the respective period of time of their car (year of construction) will receive a special prize. An independent jury judges the participants' clothing during the rally (start to prologue on Thursday, September 03, 2020 to finish on Saturday September 05, 2020).

7.6.2. Photo stop during special stage

One or more photo stops may be integrated into a special stage (WP). This photo stop serves for taking photographs of all participating cars in front of a special object. Within one special stage (WP) there will be an assigned section where all participating cars **must stop**.

The length and time of these sections are described in your documents.

The compliance of the photo time will be monitored with a pressure hose and/or light barrier just as in a regular special stage (WP) and will be punished if applicable (see catalogue of points).

7.6.3. Monitoring of average speed

The average speed will be monitored along the entire route at one or more locations. These should serve, in particular, that drivers keep within the allowed speed limits. The location of average speed monitoring will not be announced. Speed limits exceeded by more than 10% will be punished. See catalogue of points.

7.6.4. Delay of start

In case a participant team will not start as soon as clearance is given by the rally staff/organisation team, and starting is delayed by more than 10 seconds, there will be a penalty. Starting clearance may be given only by an official organisation staff member. The driver team is obliged to make eye contact with the rally staff at the start. Any preparations for an upcoming task to be completed must be finished prior to the yellow special stage sign. Obstructions or delays may not be caused.

8. DISPLAY OF RESULTS

The official results will be published at the locations mentioned by the organiser. In case you have any questions, please find a corresponding form in the road book that needs to be filed with the organisation office or the participants' contact person (including contact data and mobile phone number).

Objections to results of the first and second day of the rally may be filed in writing respectively prior to the start of the driver on the subsequent day of the rally with the head of the rally or participants' contact person.

Objections to the result of day 3 of the rally – and thus to the total result - may be risen **within 30 minutes** after display of results (the time indicated on the list of results is applicable).

After lapse of this term for objections, the results are considered as final.

9. AWARDS CEREMONY

The awards ceremony will take place during the final evening event.

Trophies are given for the following categories:

Total ranking:	1 st -3 rd Place
Class score:	1 st -3 rd Place
Team score:	1 st -3 rd Place
Best original clothing:	1 st Place

The organiser reserves the right to undertake a further division into classes as well as the distribution of special prizes.

10. Appendix RALLY CHARACTERS: „SIGN LANGUAGE“

(see download file)

Lech Zürs am Arlberg

04.03.2021